



Staveley CE Primary School – Year 6

Home learning for week beginning 14th April 2020

Maths	Science	Other ideas
<p>Yes, indeed, keep up your maths. I don't imagine any of you go "Yipppeeeee! Maths time, come on Mum!" but please try to keep your marvellous mathematical knowledge fresh for Year 7..... here are some ideas.</p> <p>If you were not getting all 60 times tables questions correct in class, then keep doing 10 mins times tables daily – TTRS logins are in your home learning book.</p> <p>White Rose Hub home learning daily learning video with work and answers. https://whiterosemaths.com/homelearning/year-6/</p> <p>If you are finding the lessons easy, then follow this link to inspire your problem solving instead. There are lots of problems, including KS3 for those of you that need stretching: https://whiterosemaths.com/resources/classroom-resources/problems/</p> <p>Your CGP Revision booklet if you have one – very important to mark as you go.</p>	<p>Well, your reading podcast around 30 animals that made us smarter, is also a bit of science....</p> <p>This week: Plants. You will see (in your purple books) that plants come up on multiple pages but particularly from p19. Please spend a happy half hour leafing through these pages and freshening up your vocab and memory of this topic.</p> <p>Make a list of questions that you would like to find out about plants over this half term.</p>	<p>To start off our River study, over the next two weeks, why not enjoy this link: https://www.theschoolrun.com/homework-help/rivers</p> <p>On your outside exercise, take photographs of flowers – get really close up and focus upon them. When you get home, choose the one that you think is the most beautiful. How many petals does it have? Are they all the same size and direction? What colours will you need? What sort of space does it take up (remember how a daffodil takes up an ellipse shape?) What scale is it compared to the leaves or grasses surrounding it? Consider all of these before sitting to sketch it. Don't give up at first try, sketching is hard – so try again and see how you do. (You can always tie this into your reading about plants too...)</p> <p>Make sure you get your daily Triathlon challenge signed off! (as your parents for details on this whole school challenge)</p> <p>To start off our RE learning around Islam, you may enjoy this BBC Bitesize page: https://www.bbc.co.uk/bitesize/topics/zpdtbkb/articles/zrxxgwx</p> <p>Listen to Vivaldi's Spring (from his Four Seasons) – do you think it matches the season? What about your family? Have a chat!</p>

Writing

Write me an entertaining piece of persuasion! You are going to argue either for or against cancelling school and continuing to learn at home. You do not need to take your arguments too seriously (humour is fine but silliness is not) but you do need to structure it well. Remember? Like the piece of work you did either for or against the 'Gentleman's Yachts' on Grasmere.

If this topic really does not float your boat, pick one that does eg: Why Liverpool should be relegated..... or why Rugby Sevens is more entertaining than Rugby.....(can you guess who I wrote those for?!)

Ask your parents to email it to me.....yes, that means you need to edit it first! Remember, your editing prompts are in your home learning book along with Adverbials and Spellings.

(PS: See below for a memory prompt about this)

Reading

Listen to this podcast on 30 Animals that made us Smarter: Sharks and Hospitals:

<https://www.bbc.co.uk/programmes/p07fqyj1>

It's fascinating isn't it! Create a set of 6 questions for a friend to complete – swap them over and critique each other (nicely!)

You may wish to include questions around the meaning of any new vocabulary you heard, Inference (Why questions?) and Prediction (What do you think will happen?)

Read!

Read books!

Read Magazines!

Read highly amusing jokes and recite them to your family..... 😊

Listen to David Walliams and audio books.

Cumbria Library Service members can borrow up to 6 eBooks and 6 eAudiobooks at any one time, from a range of fiction, non-fiction, children's and young adult titles for up to 3 weeks - all for free! Follow this link:




https://www.cumbria.gov.uk/libraries/online_resources/ebooks_audiobooks.asp

Features of Persuasive Writing








Purpose:

To argue the case for a point of view. To attempt to convince the reader.

Structure:

-  *Introduction – What is the writing about and what is your opinion.*
-  *Arguments to support your opinion*
-  *Conclusion – repeat your point of view*

Language Features:

-  *Usually written in present tense.*
-  *Includes logical connectives to link ideas (therefore, however)*
-  *Use emotive language (powerful verbs and strong adjectives)*
-  *Ask rhetorical questions*
-  *Dare the reader to disagree*
-  *Counter arguments from the other point of view.*
-  *Try and use some facts as well as opinions.*